


Ferry County Public Hospital District #1 Financial Statements  
Month Ending November 30, 2021



Ferry County Health

Ferry County Public Hospital District No. 1  
 doing business as  
 Ferry County Memorial Hospital

**Combined Income Statement: Hospital, Klondike Hills and Republic Drug Store**

Year to Date November 30, 2021

	Q2	Q3	October	November	% of Gross Rev	YTD	% of Gross Rev
Operating revenue:							
Gross patient service revenue	6,789,211	7,034,823	2,488,401	2,225,230	89%	\$ 24,175,881	
Contractual allowances and provisions for uncollectible accounts	(2,064,977)	(3,162,547)	(640,473)	(1,143,319)	-51%	\$ (8,992,117)	-37%
Patient service revenue - (Net contractual allowances)	5,476,075	4,741,779	2,117,089	1,340,319	60%	\$ 18,035,568	75%
Bad debt expense	68,074	150,966	69,100	97,261	4%	\$ 699,585	3%
Other operating revenue	190,124	142,704	35,623	44,727	2%	\$ 430,728	2%
<b>Total operating revenue</b>	<b>5,734,273</b>	<b>5,035,449</b>	<b>2,221,813</b>	<b>1,482,308</b>	<b>67%</b>	<b>19,165,880</b>	<b>79%</b>
Operating expenses:							
Salaries and wages	2,100,208	2,093,675	755,320	713,826	32%	\$ 7,549,670	31%
Employee benefits	541,925	487,245	161,230	166,626	7%	\$ 1,887,921	8%
Professional fees	499,068	386,365	134,859	250,083	11%	\$ 1,690,731	7%
Supplies	436,962	476,926	166,622	139,804	6%	\$ 1,511,197	6%
Purchased services - Utilities	64,476	58,793	25,895	25,326	1%	\$ 265,697	1%
Purchased services - Other	399,612	300,610	108,336	84,161	4%	\$ 1,261,837	5%
Pharmacy Drugs	290,081	476,014	188,603	141,925	6%	\$ 1,583,695	7%
Drug Store Retail	39,000	37,109	4,411	13,092	1%	\$ 110,883	0%
Insurance	19,804	39,642	4,648	16,863	1%	\$ 106,423	0%
Other	110,528	256,765	44,019	49,654	2%	\$ 549,517	2%
Rent	35,165	72,628	15,400	13,833	1%	\$ 171,886	1%
Amortization	10,802	11,362	3,663	3,663	0%	\$ 40,292	0%
Depreciation	209,088	207,962	75,755	75,535	3%	\$ 785,398	3%
<b>Total operating expenses</b>	<b>\$ 4,756,717</b>	<b>4,905,097</b>	<b>1,688,760</b>	<b>1,694,391</b>	<b>76%</b>	<b>17,515,146</b>	<b>72%</b>
Gain (loss) from operations	977,556	130,352	533,053	(212,083)	-10%	\$ 1,650,734	7%
Nonoperating revenues (expenses):							
Property taxes	75,099	66,746	22,254	22,261	1%	\$ 264,379	1%
Interest earnings	1,890	2,184	557	623	0%	\$ 7,639	0%
Interest expense	(36,625)	(45,981)	(12,300)	(12,096)	-1%	\$ (151,517)	-1%
Grants and donations	7,712	18,629	(262)	(5)	0%	\$ 42,137	0%
Other	472,804	90,072	18,456	16,046	1%	\$ 2,026,450	8%
<b>Total nonoperating revenues (expenses) - Net</b>	<b>520,880</b>	<b>131,650</b>	<b>28,705</b>	<b>26,829</b>	<b>1%</b>	<b>2,189,089</b>	<b>9%</b>
<b>Increase (decrease) in net position</b>	<b>\$ 1,498,437</b>	<b>\$ 262,002</b>	<b>\$ 561,758</b>	<b>\$ (185,254)</b>	<b>-8%</b>	<b>\$ 3,839,823</b>	<b>16%</b>

# Ferry County Public Hospital District No. 1

doing business as

## Ferry County Memorial Hospital

Balance Sheet (Combined Statement of Net Position: Hospital, Klondike Hills and Republic Drug Store)

Year to Date November 30, 2021

<i>Assets</i>	YTD Balances October	YTD Balances November
Current assets:		
Cash and cash equivalents	\$ 10,762,721	\$ 10,841,304
Patient trust	500	500
Receivables:		
Gross AR	4,639,551	4,755,415
Contractual allowance	(1,753,229)	(1,888,874)
Patient AR - Net	3,032,222	3,027,280
Taxes	33,267	18,436
Estimated third-party payor settlements	-	-
Other	211,153	208,968
Inventories	422,633	422,935
Prepaid expenses	78,366	107,210
<b>Total current assets</b>	<b>\$ 14,540,861</b>	<b>\$ 14,626,633</b>
Noncurrent cash and cash equivalents:		
Restricted cash & cash equivalent, USDA reserve	-	-
Internally designated cash and cash equip, funded depreciation		
<b>Total noncurrent assets limited as to use</b>	<b>-</b>	<b>-</b>
Capital assets:		
Nondepreciable capital assets	\$ 27,282	\$ 27,282
Depreciable capital assets - Net of accumulated depreciation	6,773,036	6,700,863
<b>Total capital assets</b>	<b>\$ 6,800,318</b>	<b>\$ 6,728,145</b>
<b>TOTAL ASSETS</b>	<b>\$ 21,341,179</b>	<b>\$ 21,354,778</b>

# Ferry County Public Hospital District No. 1

doing business as

## Ferry County Memorial Hospital


Balance Sheet (Combined Statement of Net Position: Hospital, Klondike Hills and Republic Drug Store)

Year to Date November 30, 2021

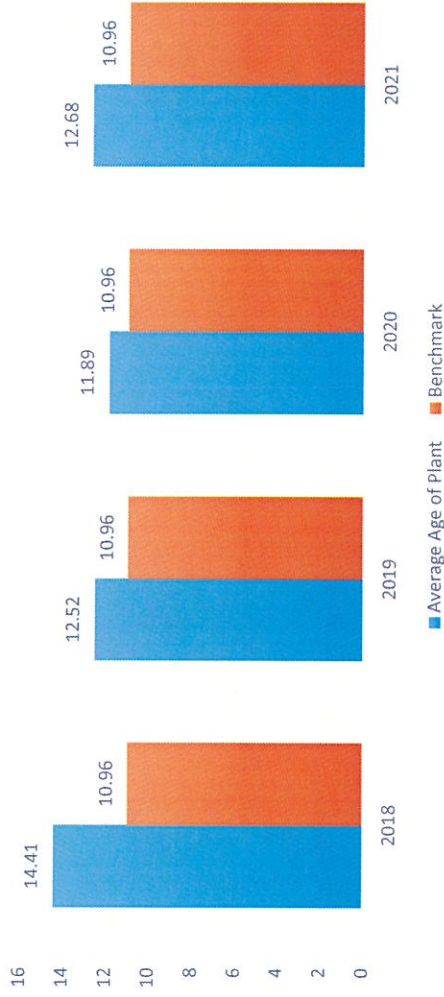
<i>Liabilities and Net Position</i>	YTD Balances October	YTD Balances November
Current liabilities:		
Current maturities - Long term debt	\$ 135,237	\$ 113,330
Current maturities - Capital lease obligations	22,027	21,280
Accounts payable	396,098	529,899
Warrants payable	269,388	238,783
Sales Tax Payable	3,052	3,025
Patient trust	500	500
Payroll and related expenses	421,913	458,485
Accrued vacation	396,363	404,239
Unearned tax revenue	44,460	22,230
Accrued interest payable	109,649	119,266
CARES ACT FEDERAL FUNDING	3,261,635	3,629,051
Estimated third-party payor settlements	469,700	234,411
<b>Total current liabilities</b>	<b>\$ 5,530,020</b>	<b>\$ 5,774,499</b>
Noncurrent liabilities:		
Long term debt - Less current maturities	\$ 3,643,646	\$ 3,597,231
Capital lease obligations - Less current portion	36,444	37,233
<b>Total noncurrent liabilities</b>	<b>3,680,090</b>	<b>3,634,464</b>
<b>Total liabilities</b>	<b>\$ 9,210,109</b>	<b>\$ 9,408,962</b>
Net position:		
Invested in capital assets	\$ 2,853,316	\$ 2,839,805
Restricted expendables	-	-
Unrestricted	\$ 9,277,753	9,106,011
<b>Total net position</b>	<b>\$ 12,131,069</b>	<b>\$ 11,945,816</b>
<b>TOTAL LIABILITIES AND NET POSITION</b>	<b>\$ 21,341,179</b>	<b>\$ 21,354,778</b>

# 2021 Liquidity

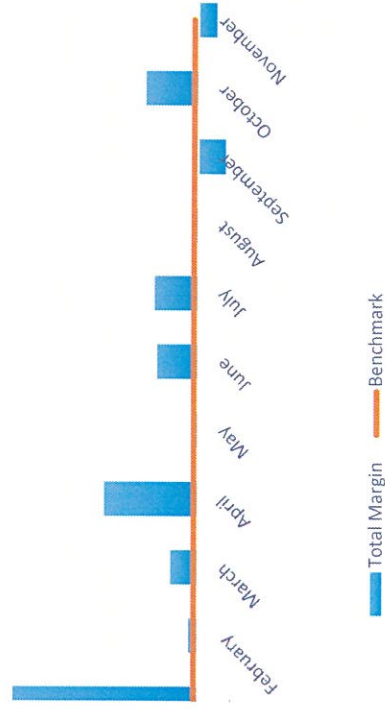
### Debt to Capitalization



### Average Age of Plant



### Total Margin




### Labor Expense as a % of Operating Revenue

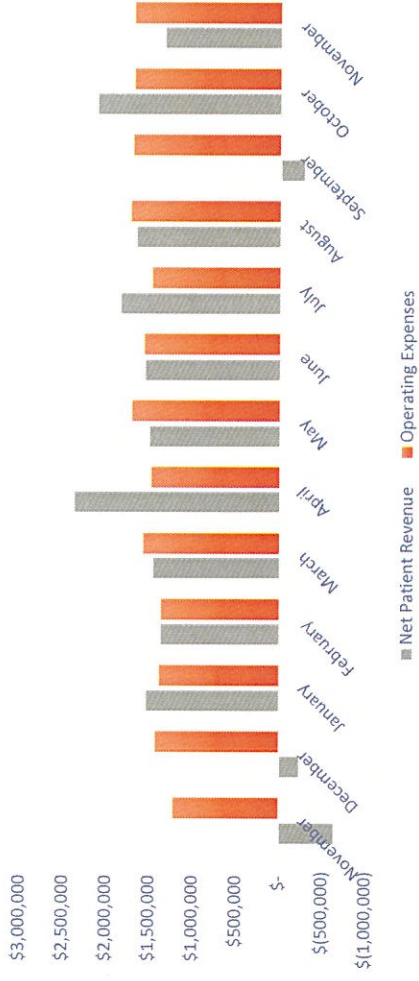


# 2021 Financial

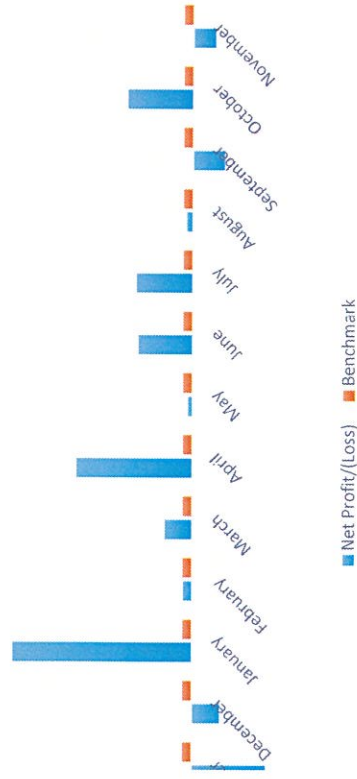
### Days Cash on Hand



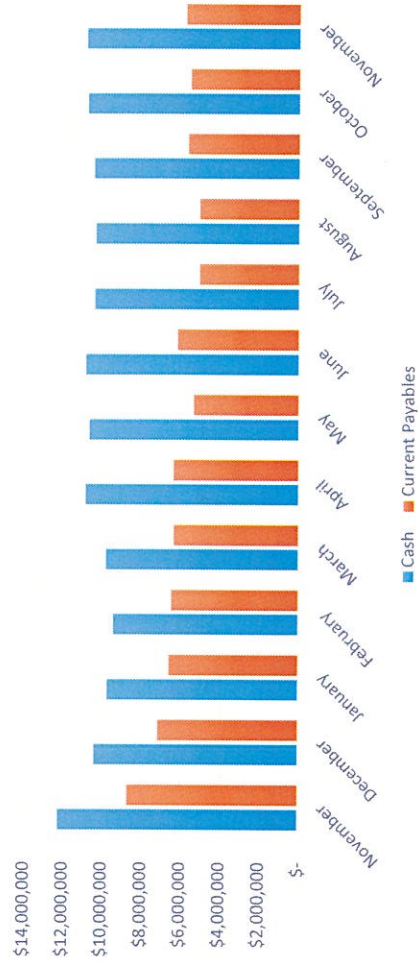
### Net Patient Revenue vs Operating Expense



### Net Profit/(Loss)

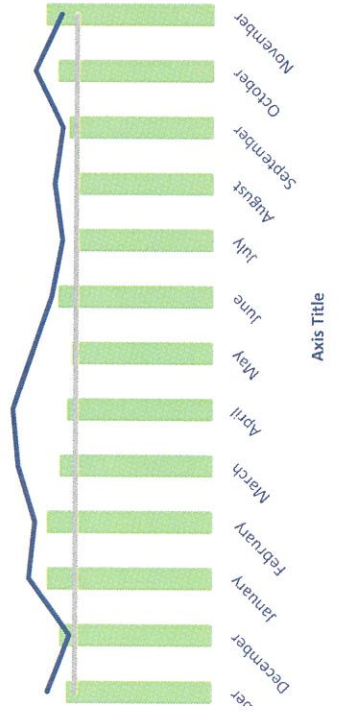


### Cash vs Current Payables




# 2021 Revenue Cycle

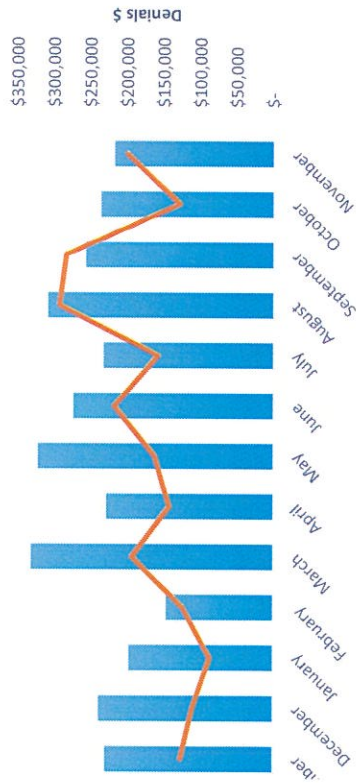
Net Days in Accounts Receivable



Cash Collections- Patient Accounts



Total Avoidable Denials



Payer Mix- 13 Month Average

